



Government of **Western Australia**
Department of **Health**

WA Immunisation Strategy 2024-2028

Rebekah Hart

Principal Policy Officer


Policy, Planning and Projects Team

Immunisation Program, Communicable Disease Control Directorate

Thursday 13 November | Public Health Update, Department of Health

Purpose of this presentation


- Overview of the ***WA Immunisation Strategy 2024-2028***
- Monitoring and reporting framework for the ***WA Immunisation Strategy 2024-2028***
- What implementation monitoring has revealed thus far



Strategy vision and aims



- The **vision** of this Strategy is *‘for every individual, in every community, at every stage of life, to confidently engage with immunisation, supporting robust health for all Western Australians.’*
- Aims to **reduce the incidence of, or maintain elimination of, vaccine-preventable disease (VPDs)** by:
 - improving immunisation access, acceptance, and increase demand and uptake
 - enhancing the systems that provide and support immunisation service delivery.



The 5 Priority Areas



Access, equity and coverage

Improve access to and equity of immunisation services and achieve high levels of immunisation coverage



Community confidence and demand

Improve community confidence in and increase demand for immunisation



Workforce development

Increase the workforce capacity and competency to deliver safe and effective immunisation services



Systems that support immunisation

Ensure immunisation systems and processes meet the needs of stakeholders



Collaboration and partnership

Improve collaboration and partnerships among all immunisation stakeholders

Strategic goals, objectives, and actions

Example: Priority Area 1




Community Equity	Objective		Action	
	1.1	Understand enablers and barriers for immunisation	1.1.1	Engage individuals and communities to understand their experiences and motivations regarding access to immunisation.
			1.1.2	Use data and modelling to understand immunisation trends and identify those at risk of delayed or under-vaccination.
			1.1.3	Regularly review the accessibility, inclusivity and cultural safety of immunisation programs and services to ensure they cater to the diverse needs of the community.
			1.1.4	Investigate existing policies, regulations and systemic processes to identify potential barriers to immunisation access and uptake.
STRATEGIC GOAL				
Improve access and equity of immunisation services and achieve sustained high levels of immunisation coverage.				

Priority populations & settings


Priority populations
Children
Adolescents
Aboriginal people
Pregnant women
Health care workers
People from CaLD backgrounds
Transient groups
Older people
People living with disability
People with medical risk conditions

Priority settings
Established settings
- Primary health services
- In-reach settings
- HSP inpatient and outpatient settings
Settings that require tailored approaches
- Congregate living
- Low coverage areas
- Out-reach settings

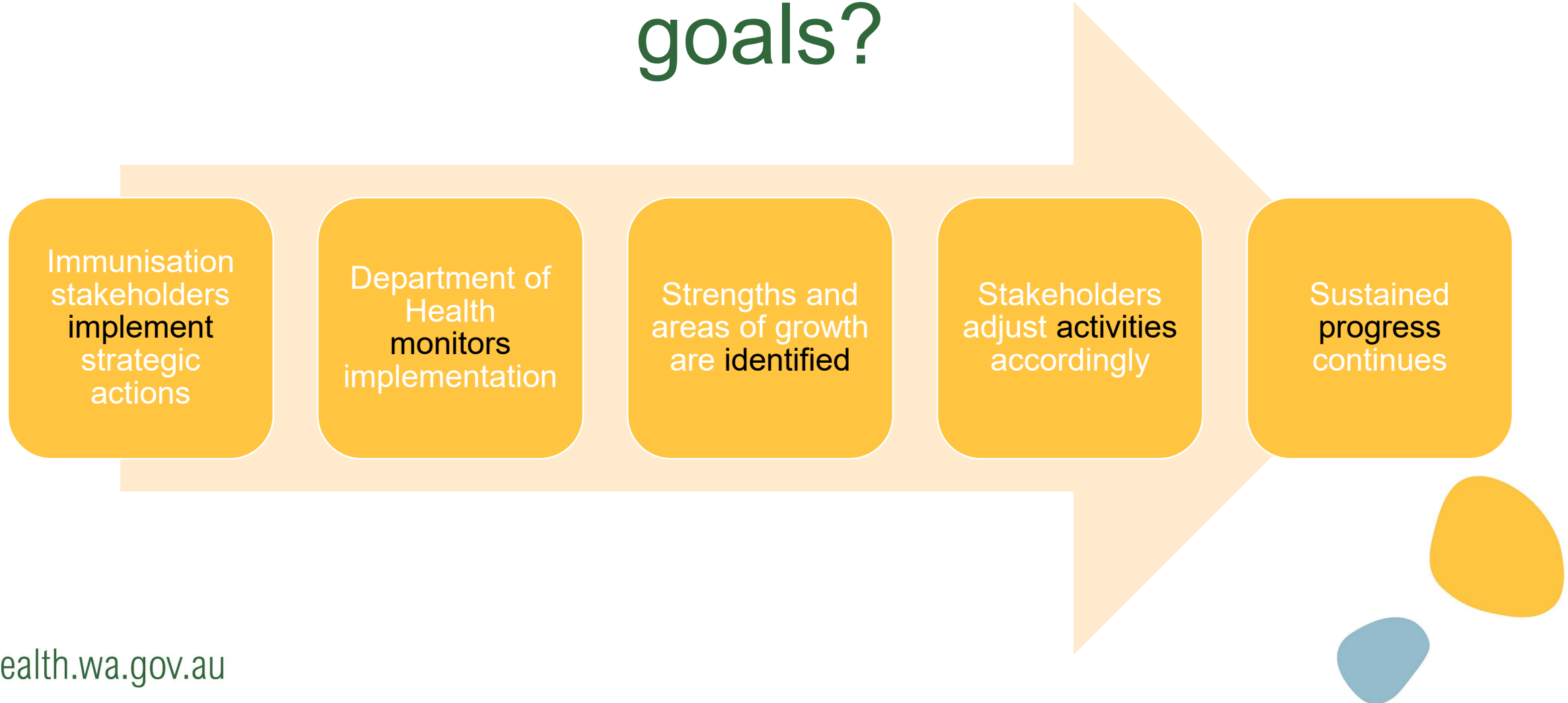


Aboriginal Immunisation Implementation Guideline

- The Strategy aims to **improve immunisation outcomes for Aboriginal people**
- Workshop identified key actions for the guideline
- The **Aboriginal Immunisation Implementation Guideline** is under development.




How do we achieve the Strategy's goals?

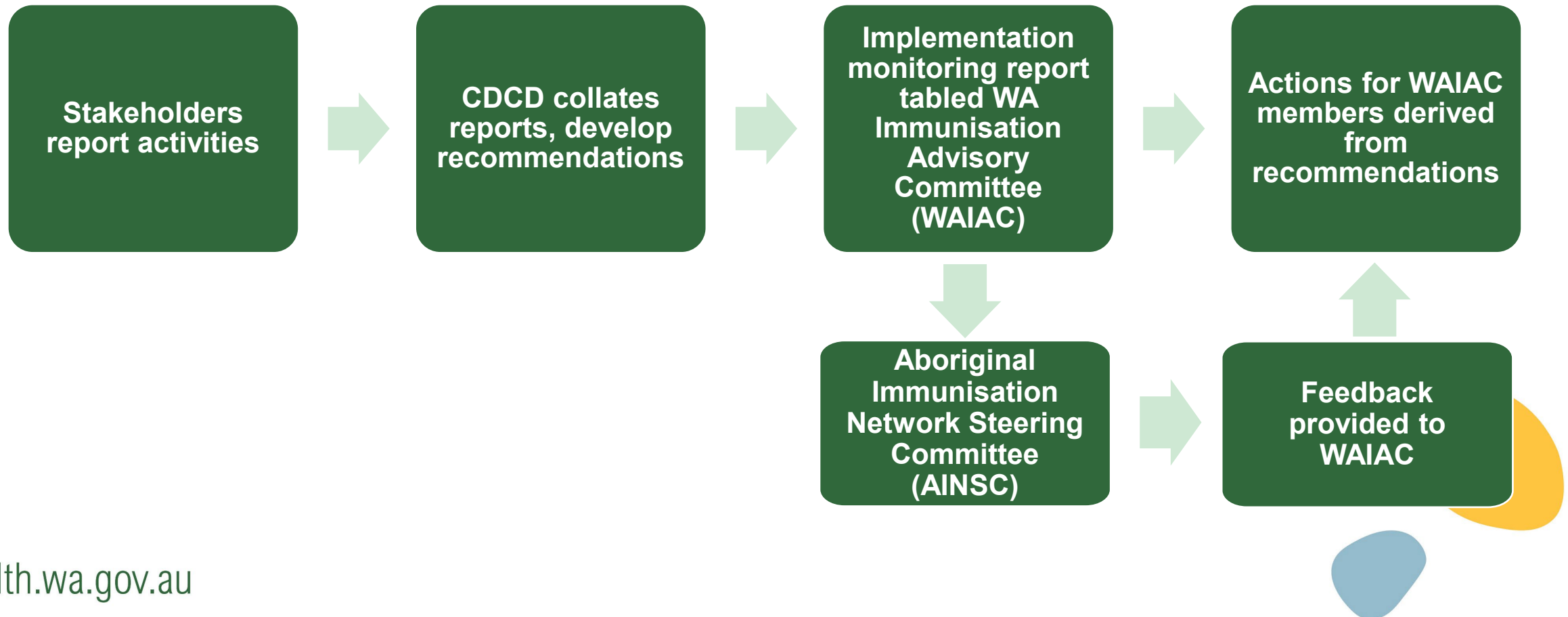


What is the monitoring and reporting framework?

- There are **2 components** to the framework:
 - **Implementation monitoring** - *how organisations are implementing* the Strategy
 - **Outcome reporting** - *what has changed since the implementation* of the Strategy
- **System-level** oversight of implementation, especially for priority populations and settings.




How is implementation monitoring conducted?



What is outcome reporting?

- Annually, **key performance indicators (KPIs)** will be reported against
- Allows **progress to be monitored over time**
- **35 KPIs** were developed, aligned to the **5 priority areas**
- **First Annual Strategy Progress Report** in 2026.



What has implementation monitoring revealed thus far?

- **2 periods** of reporting
 - 87 activities Jul-Dec 2024
 - 240 activities Jan-Jun 2025
- **Priority Area 1** most activities
- **Additional reporting stakeholder** in second round

Table 1. Comparison of activity counts by priority area across 2 reporting periods

	Priority Area 1: Access, equity, and coverage	Priority Area 2: Community confidence and demand	Priority Area 3: Workforce development	Priority Area 4: Systems that support immunisation	Priority Area 5: Collaboration and partnership
Total number of activities ¹ (Jul- Dec 2024)	118	60	88	83	64
Total number of activities ¹ (Jan- Jun 2025)	153	82	117	97	87
Change in number of activities	+35	+22	+29	+14	+23

¹Activities reported may align with several strategic actions, and therefore may be counted more than once.

Implementation monitoring: Priority populations

- **Majority** of activities = Aboriginal people, children and adolescents
- **Least** activities = transient populations and people living with disability
- **Older adults require more targeted initiatives** in 2026

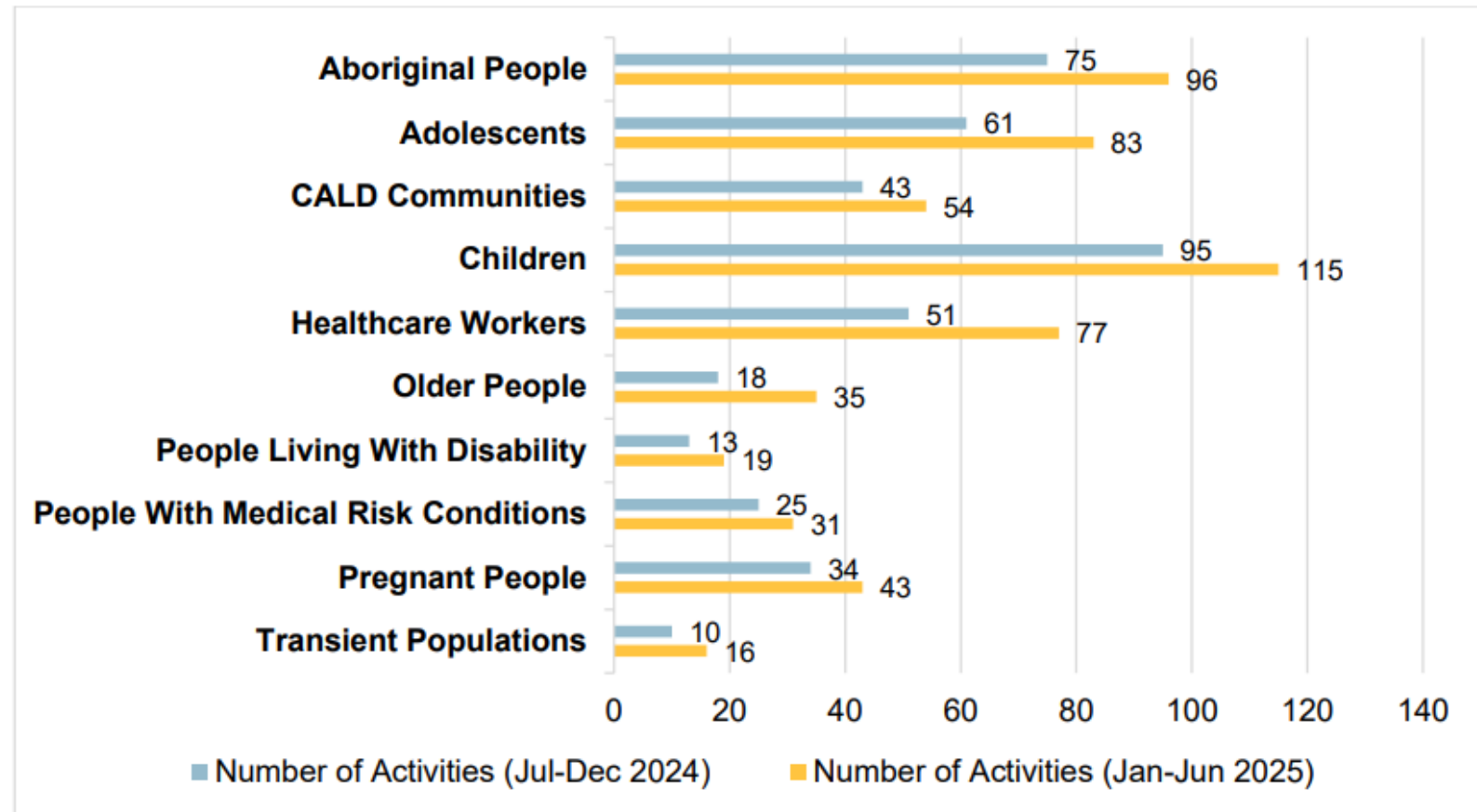


Figure 1. Number of activities by priority population for January – July 2025 and July - December 2024

Implementation monitoring: Priority settings

- **Majority** of activities = primary health services
- **Least** activities = **congregate living**
- **Congregate living** settings require additional focus in 2026

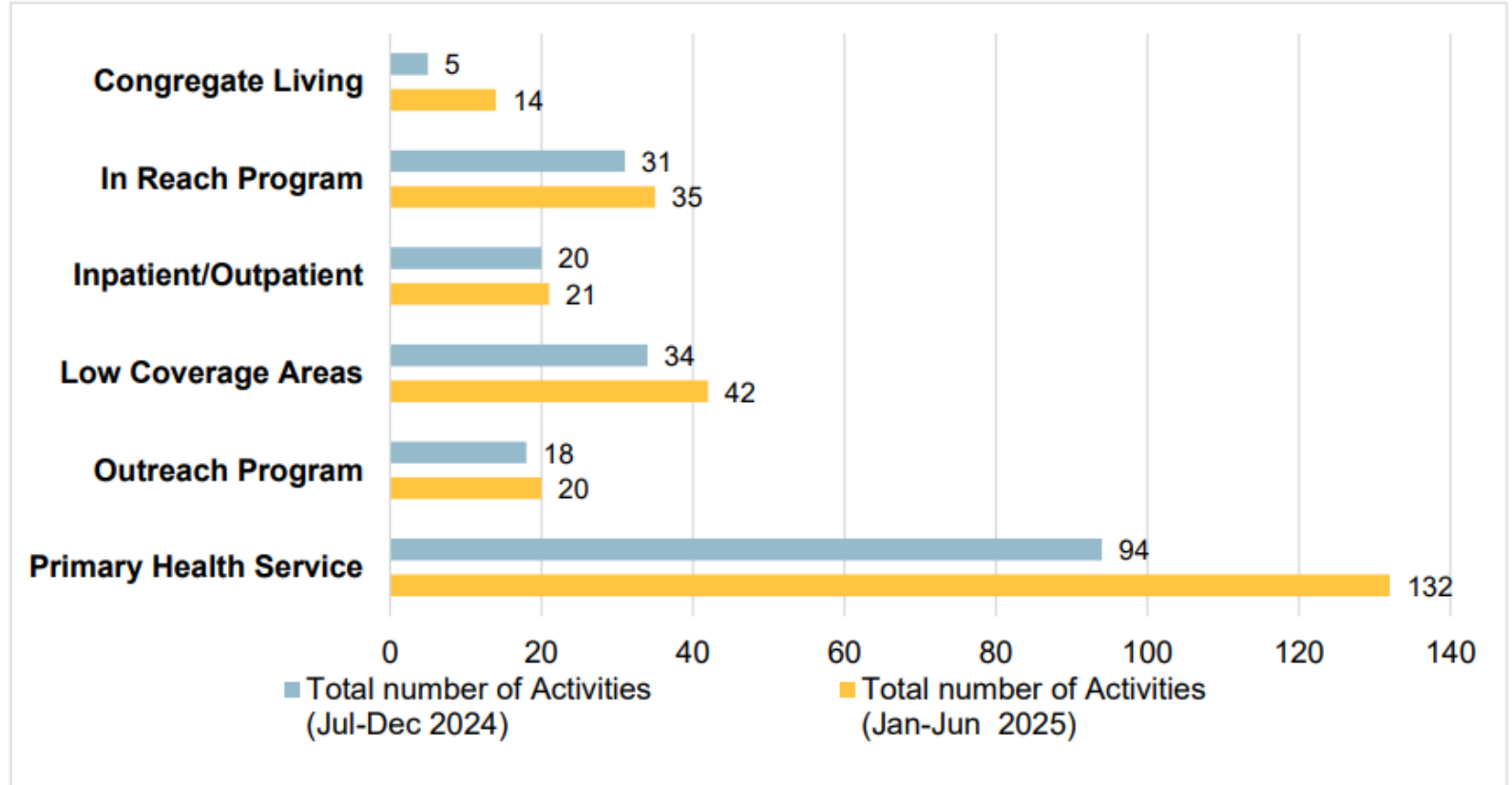
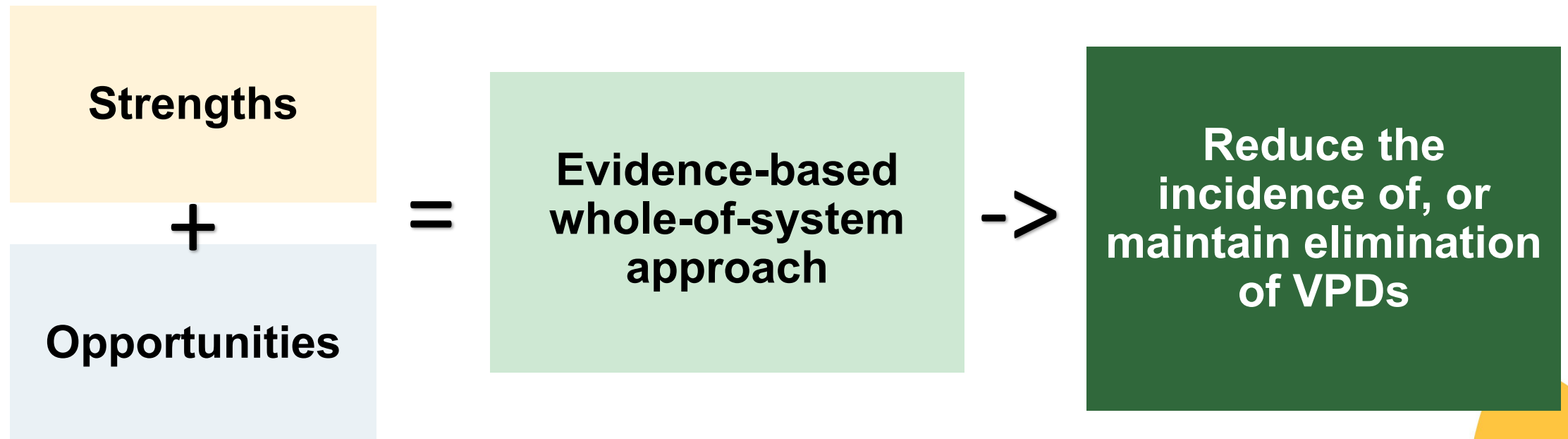



Figure 2. Number of activities by priority setting for January – July 2025 and July - December 2024

How will implementation monitoring guide activities in 2026?




Acknowledgments

- WAIS 2024-2028 Project sponsor – Jo-Anne Morgan, Immunisation Program Manager
- WAIS 2024-2028 Working group members
- WA Immunisation Advisory Committee members and secretariat
- Reporting stakeholders
- Current and previous project staff



Questions?



What are the KPIs?



Access, equity and coverage

Coverage for each program and indicators of access for priority populations and settings

Outcome	KPI	Data source	Data collection	Target 2025	Target 2026, 2027	Target 2028
Priority area 1 Improved access to and equity of immunisation services and achieve high levels of immunisation coverage	Childhood immunisation coverage					
	Children aged 1 years	AIR	ongoing	95%	95%	95%
	Children aged 2 years	AIR	ongoing	95%	95%	95%
	Children aged 5 years	AIR	ongoing	95%	95%	95%

What are the KPIs?



Community confidence and demand

Outcome	KPI	Data source	Data collection	Target 2025	Target 2026, 2027	Target 2028
Priority area 2 Improved community confidence in, and increase demand for immunisation Note: demand and confidence are also reflected by coverage	Number of vaccines distributed, by type and program Focus on vaccines that are relatively stable, e.g. a vaccine from each of the following cohorts: 1 year old, 2 year old, 5 year old coverage, antenatal, influenza	CDCD	annually	establish baseline	improve	improve

What are the KPIs?



Workforce development

Outcome	KPI	Data source	Data collection	Target 2025	Target 2026, 2027	Target 2028
Priority area 3 Increased workforce capacity and competency to deliver effective immunisation services	Number of health professionals completing immunisation training including: <ul style="list-style-type: none">• approved immunisation courses• department annual immunisation update	CDCD	annually	explore reporting mechanism and establish baseline where possible	increase	increase
	Competency in vaccine management, particularly: cold chain management, vaccine ordering, and vaccine logistics	TBD	ongoing	establish baseline	increase	increase

What are the KPIs?



**Systems
that support
immunisation**

Outcome	KPI	Data source	Data collection	Target 2025	Target 2026, 2027	Target 2028
Priority area 4 Ensure immunisation systems and processes meet the needs of stakeholders	Number of health professionals confident accessing: <ul style="list-style-type: none">• AIR/Provider Digital• Access (PRODA)• WAVSS• online ordering system• reports on under-immunised children	TBD	TBD	establish data source (e.g., survey)	establish baseline	increase
	Capacity of vaccine data linkage to detect vaccine safety signals	Vaccine Data Linkage Repository (VDLR)	annually	establish baseline	improve	improve

What are the KPIs?



Outcome	KPI	Data source	Data collection	Target 2025	Target 2026, 2027	Target 2028
Priority area 5 Improve collaboration and partnerships among immunisation stakeholders	Number of cross-organisational meetings of committees and working groups	Meeting minutes	annually	Establish baseline	maintain	maintain
	Number and benefits of partnerships and collaborations	TBD	TBD	establish data source (e.g., survey)	maintain/increase	maintain/increase

What are the KPIs?

